



STATE BANK OF INDIA



SBI PAYMENT GATEWAY PORTAL

HOW TO MAKE PAYMENT

1. After submitting the application, it generate Application No like ex : **HCK2106CJR000001**
2. Click on the Make payment button.
3. Follow the instructions.



Products & Services Know More



STATE BANK COLLECT
A MULTI-MODAL PAYMENT PORTAL

DISCLAIMER CLAUSE

Terms Used

> **Corporate Customer:** Firm/Company/Institution (F/C/I) collecting payment from their beneficiaries.

> **User:** The beneficiary making a payment to F/C/I for the services/goods availed.

> Bank shall not be responsible, in any way, for the quality or merchantability of any product/merchandise or any of the services related thereto, whatsoever, offered to the User by the Corporate Customer. Any disputes regarding the same or delivery of the Service or otherwise will be settled between Corporate Customer and the User and Bank shall not be a party to any such dispute. Any request for refund by the User on any grounds whatsoever should be taken up directly with the Corporate Customer and the Bank will not be concerned with such a request.

> Bank takes no responsibility in respect of the services provided and User shall not be entitled to make any claim against the Bank for deficiency in the services provided by the Corporate Customer.

> The User shall not publish, display, upload or transmit any information prohibited under Rule 3(2) of the Information Technology (Intermediaries guidelines) Rules, 2011.

> In case of non-compliance of the terms and conditions of usage by the User, the Bank has the right to immediately terminate the access or usage rights of the User to the computer resource of the Bank and remove the non-compliant information.

☐ I have read and accepted the terms and conditions stated above.
(Click Check Box to proceed for payment.)

Proceed

© State Bank of India

Privacy Statement | Disclosure | Terms of Use

4. Tight the square check box and on Click proceed button.



HIGH COURT OF KARNATAKA

REGISTRAR GENERAL HIGH OF COURT OF KARNATAKA AMBEDKAR VEEDHI BANAGLORE, , BANGALORE-560001

Provide details of payment

Select Payment Category *

-- Select Category -- ▾

-- Select Category --

Online Recruitment

- Mandatory fields are marked with an asterisk (*)
- The payment structure document if available will be displayed during the online payment process.
- Date specified(if any) should be in the format of DD/MM/YYYY

5. Select online Recruitment.

Provide details of payment

Select Payment Category *

Online Recruitment ▾

Application Number Ex-
HCKXXXXXXXXXXXXX *

Re-type Application Number *

Candidate Name *

Date of Birth (DD/MM/YYYY) *

Application Fee *

Remarks

- Note: 1.Application Fee shall be paid as per the Notification. 2.Success/ failure in payment has to be confirmed by the candidates themselves with SBI Branch. 3. Application Number must start with "HCKXXXXXXXXXXXXX". (it contains 16 Alphanumeric characters).
- 4.If the candidate enters wrong/mismatch Application number and also for failure of payments, High Court of Karnataka is not responsible and no further communication is entertained.

Please enter your Name, Date of Birth (For Personal Banking) / Incorporation (For Corporate Banking) & Mobile Number.
This is required to reprint your e-receipt / remittance(PAP) form, if the need arises.

Name *

Date Of Birth / Incorporation *

Mobile Number *

Email Id

Enter the text as shown in the image *

289F2

Submit

Reset

Back

6. Fill the all information, which ever required with correct.
 - a. Application No like ex **HCK2106CJR0000001** and
 - b. Retype Application No **HCK2106CJR0000001**.
 - c. Candidate Name.
 - d. Date of birth.
 - e. Application Fee (As per the notification). And so on.,
7. After entering all information click on **submit** button
8. Then Click on Confirm Button, if all information has to be correct.

The screenshot displays a payment mode selection interface. At the top, there are two main categories: "State Bank of India" and "Other Banks Internet Banking". Below these, a "Card Payments" section is highlighted in purple. This section contains a warning message: "This payment mode is not available between 23:30 hours IST and 00:30 hours IST". Under "Card Payments", there are six options: "State Bank ATM-cum-Debit Card" (Rs 11.8), "Other Bank Debit Cards" (Rs 17.7), "Credit Cards" (Rs 12.98), "Prepaid Card" (Rs 0.0), "Foreign Card" (Rs 0.0), and "SBI Branch" (Rs 59.0). Each option has a "CLICK HERE" button. Below "Card Payments", there is an "Other Payments Modes" section, also highlighted in purple. This section contains three options: "UPI" (Rs 0.0), "NEFT" (Rs 0.0), and "SBI Branch" (Rs 59.0). Each option has a "CLICK HERE" button. The "UPI" and "NEFT" options are marked as "NOT ENABLED".

9. The screen display the making payment modes
 - a. Internet banking, if you have credentials of online net banking.
 - b. Debit/Credit , if you have cards.
 - c. Challan payment.If you don't have netbanking account or cards payment, then you have click on SBI branch to download the challan form.



Payment details captured successfully.

Please print & submit the Pre Acknowledgement Payment form to the Branch for payment.

Payment Details :

SBCollect Reference Number DUE6283725
Category Online Recruitment
Application Number Ex-
HCKXXXXXXXXXXXXX HCK2106CJR000001
Re-type Application Number HCK2106CJR000001
Candidate Name RAMA
Date of Birth (DD/MM/YYYY) 20/3/2000
Application Fee 250
Transaction Charge INR 59.00
Total Amount INR 309.00

Remarks



[Click here to save the Pre-Acknowledgement Form in PDF](#)

[Return to State Bank Collect Home Page](#)

e-Receipts will be available after 30 minutes of depositing challan at SBI branch.

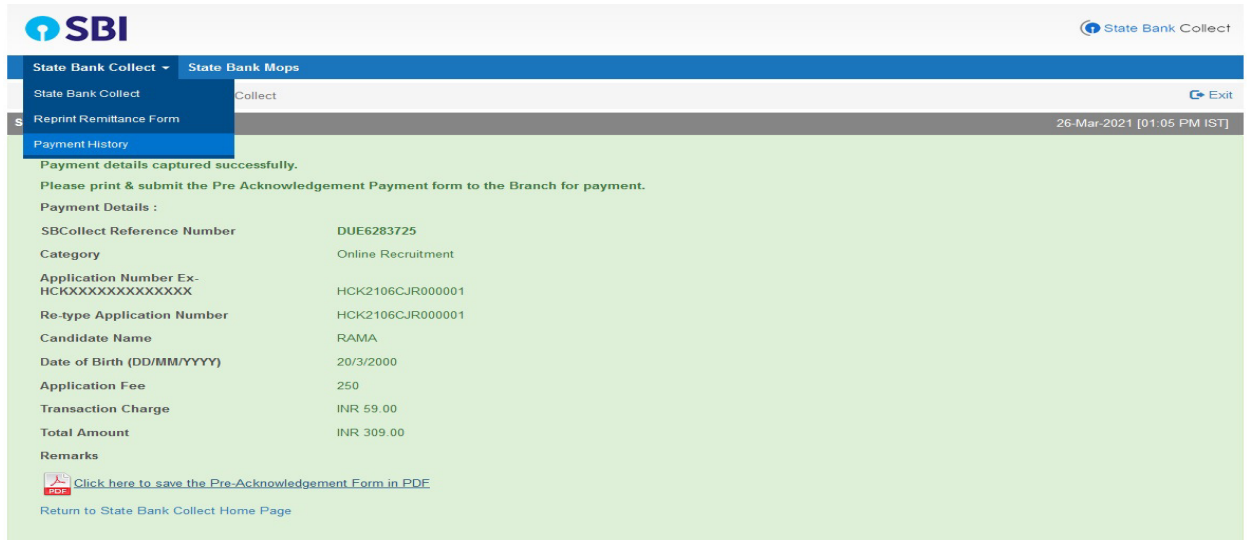
10. Click on the link to download challan form in PDF format, After downloading the pdf take a printout . Then fill up the denominations and submit to SBI branch within working hours).

State Bank Collect		Depositor Copy
Pre Acknowledgement Payment(PAP) Form for Payment through any SBI Branch		Date: 26-03-2021
Beneficiary/Remittance Details		
State Bank Collect Reference No.	DUE6283725	
Beneficiary:	HIGH COURT OF KARNATAKA	
Category:	Online Recruitment	
Remitter:	RAMA	
Collection Amount	Rs	250.00
Commission		59.00
Total (Rupees Three Hundred Nine Only)		309.00
Details of Cash / Cheques		
	Rs	P
Total Rs		
Instructions for Depositor: This is not an e-receipt. After payment, please visit www.onlinesbi.com > 'State Bank Collect' and click on the hyperlink at the bottom of the page to generate the e-receipt.		
(To be Filled in by the Bank)		
Journal No:	DUE6283725	
Branch Name:		
Branch Code:		Deposit Date:
Branch Stamp		
Authorized Signatory		

State Bank Collect		Branch Copy
Pre Acknowledgement Payment(PAP) Form for Payment through any SBI Branch		Date: 26-03-2021
Branch Teller: Use SCR 008765 Deposit > Fee Collection > State Bank Collect		
Beneficiary/Remittance Details		
State Bank Collect Reference No.	DUE6283725	
Beneficiary:	HIGH COURT OF KARNATAKA	
Category:	Online Recruitment	
Remitter:	RAMA	
Collection Amount	Rs	250.00
Commission		59.00
Total (Rupees Three Hundred Nine Only)		309.00
Mode of Payment (Choose Either Cash / Cheque)		
Cash	<input type="checkbox"/>	PAN: <input type="text"/>
Please quote your PAN for Cash remittance :- Rs. 50,000		
Cash Notes		Amount
		Rs
		P
	*2000	
	*500	
	*200	
	*100	
	*50	
	*20	
	*10	
	Coins	
	Total Rs	
Cheque <input type="checkbox"/>		
Cheque No: _____ Cheque Date: _____		
Drawee Bank: State Bank of India (other bank cheques not accepted under PAP)		
Branch: _____		
Signature of the Depositor		
Space for Bank use		
Branch Stamp		

11. Payment Confirmation ,

On clicking on right side menu dropdown and click on payment History.



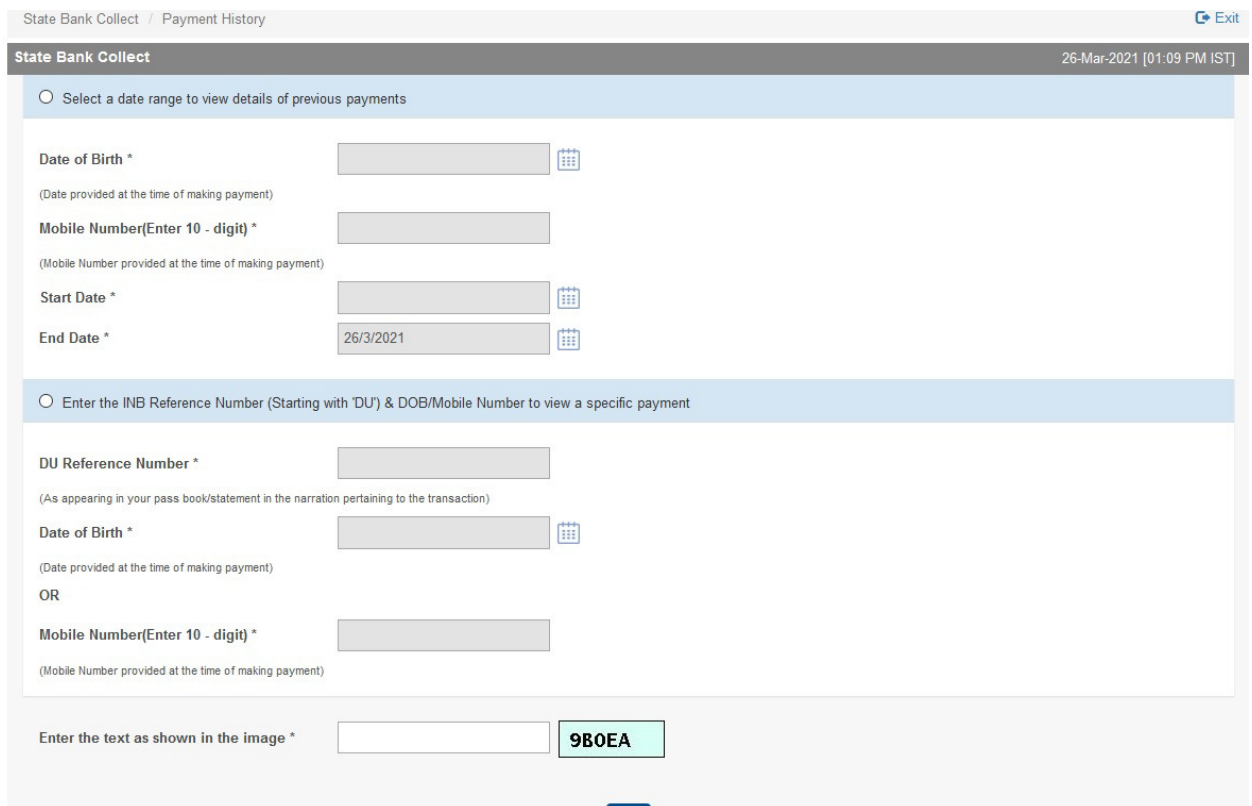
The screenshot shows the SBI State Bank Collect interface. The top navigation bar includes the SBI logo and 'State Bank Collect'. A dropdown menu is open, showing 'Payment History' as the selected option. The main content area displays a green confirmation message: 'Payment details captured successfully. Please print & submit the Pre Acknowledgement Payment form to the Branch for payment.' Below this, a table lists payment details:

SBCollect Reference Number	DUE6283725
Category	Online Recruitment
Application Number Ex- HCKXXXXXXXXXXXX	HCK2106CJR000001
Re-type Application Number	HCK2106CJR000001
Candidate Name	RAMA
Date of Birth (DD/MM/YYYY)	20/3/2000
Application Fee	250
Transaction Charge	INR 59.00
Total Amount	INR 309.00

Below the table, there is a 'Remarks' section with a PDF icon and a link: 'Click here to save the Pre-Acknowledgement Form in PDF'. At the bottom, there is a link: 'Return to State Bank Collect Home Page'.

By selecting option, on display screen

- Date of birth
- DU Reference Number



The screenshot shows the SBI State Bank Collect 'Payment History' search form. The form has two main sections for searching payments:

Section 1: Select a date range to view details of previous payments

- Date of Birth ***: Input field with a calendar icon. (Date provided at the time of making payment)
- Mobile Number(Enter 10 - digit) ***: Input field. (Mobile Number provided at the time of making payment)
- Start Date ***: Input field with a calendar icon.
- End Date ***: Input field with a calendar icon, showing '26/3/2021'.

Section 2: Enter the INB Reference Number (Starting with 'DU') & DOB/Mobile Number to view a specific payment

- DU Reference Number ***: Input field. (As appearing in your pass book/statement in the narration pertaining to the transaction)
- Date of Birth ***: Input field with a calendar icon. (Date provided at the time of making payment)
- OR**
- Mobile Number(Enter 10 - digit) ***: Input field. (Mobile Number provided at the time of making payment)

At the bottom, there is a CAPTCHA section: 'Enter the text as shown in the image *' with an input field and a button labeled '9B0EA'.

Final click on OK button, it display the information of payment status.